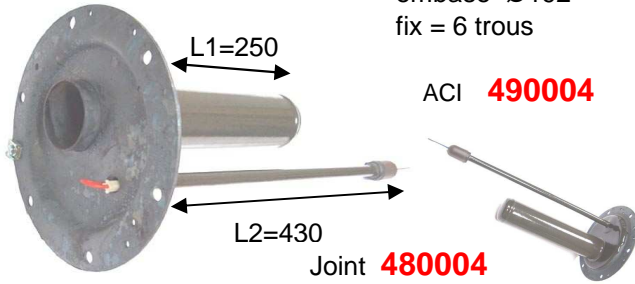


Corps de chauffe + ACI  
THERMOR-SAUTER-DEDIETRICH

**405900**

embase=Ø192  
fix = 6 trous




ACI **490004**

Joint **480004**

THERMOR-SAUTER-DEDIETRICH **405905**

embase=Ø192  
fix = 8 trous

Corps de chauffe




Anode **490000**

Joint **480004**

Corps de chauffe + ACI  
THERMOR-SAUTER-DEDIETRICH

**405902**

embase=Ø192  
fix = 6 trous




ACI **490004**

Joint **480004**

THERMOR-SAUTER-DEDIETRICH Corps de chauffe

embase=Ø192  
fix = 6 trous

**405906**



Joint **480004**

Anode **490000**


Corps de chauffe

THERMOR-SAUTER-DEDIETRICH

**405903**

Corps de chauffe


embase=Ø192  
fix = 8 trous



Joint **480004**

Anode **490000**

**405907**




L2=440

THERMOR-SAUTER-DEDIETRICH

**040171-CEE**

Corps de chauffe

embase=Ø192  
fix = 6 trous



Joint **480004**

Corps de chauffe + ACI

THERMOR-SAUTER-DEDIETRICH

**405908**

embase=Ø175-165  
fix = 6 trous




Joint **480003**

Corps de chauffe + anode

embase=Ø120  
fix = 5 trous

**405904**

ARISTON - autres ...




Joint **480019** Anode

THERMOR-SAUTER-DEDIETRICH

**405909**

Corps de chauffe

embase=Ø156  
fix = 6 trous




L2=475

ATLANTIC

**405910**

Corps de chauffe



embase=Ø157  
fix = 6 trous

Joint **480013**  
Anode **490000**


THERMOR-SAUTER-DEDIETRICH

**405915**

Corps de chauffe

embase=Ø175-165  
fix = 6 trous

Bombé




Joint **480003**

Anode **490000**

ATLANTIC

**405911**

Corps de chauffe



embase=Ø157  
fix = 6 trous

Joint **480013**


Anode **490000**

CHAFFOTEAUX

**405916**

Corps de chauffe

embase=Ø170  
fix = 5 trous



Joint **480008**

Anode **490000**

Corps de chauffe + ACI

ATLANTIC

**405912**

embase=Ø157  
fix = 6 trous




Joint **480013**

ACI **490004**

embase=Ø120  
fix = 5 trous

**405917**

Corps de chauffe



Joint


Anode **490001-1**

Corps de chauffe + ACI

ATLANTIC

**405913**

embase=Ø157  
fix = 6 trous



Joint **480013**

ACI **490004**

CHAFFOTEAUX MAURY

**405920**

Corps de chauffe

embase=Ø150  
fix = 6 trous




THERMOR-SAUTER-DEDIETRICH

**405914**

Corps de chauffe

embase=Ø175-165  
fix = 6 trous

Bombé



Joint **480003**


PACIFIC

embase=Ø190  
fix = 8 trous

L=400 **040269**

L=500 **040270**





**412000**

Platine ACI VM/TC  
ATLANTIC  
THERMOR  
SAUTER  
DEDIETRICH  
autres..



**490004**

ACI Chauffe eau  
ATLANTIC  
THERMOR  
SAUTER  
DEDIETRICH  
autres..



**497000**

Groupe de sécurité 3/4  
sortie taraudée 26/34  
NF  
SIEGE TEFLON

Sortie douille à coller Ø 32

**497100**

Syphon PVC Blanc NF  
Entré taraudé 26/34



Reducteur de pression

**497200**

Pré - réglé 3 Bar  
Spécial pour  
groupe de Sécurité  
Arrivé = 15/21 ( 1/2 )



Départ  
écrou ( 3/4 )=20/27